

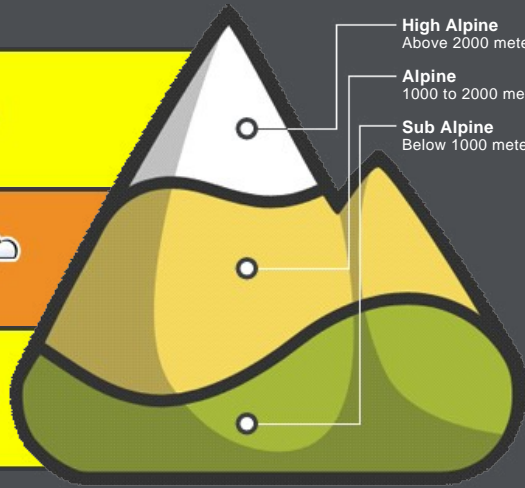
2.Moderate
Heightened avalanche conditions on specific terrain features.



3.Considerable
Dangerous conditions, conservative decision making essential.



2.Moderate
Heightened avalanche conditions on specific terrain features.

High Alpine
Above 2000 meters

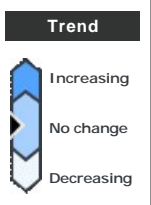

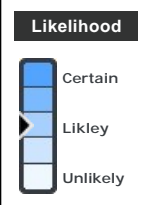
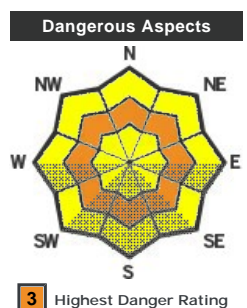

Alpine
1000 to 2000 meters

Sub Alpine
Below 1000 meters

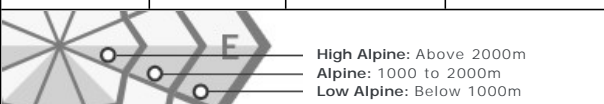


This 'Backcountry Avalanche Advisory' is provided as a public service by the New Zealand Mountain Safety Council, Inc. It is intended as an advisory only.


Primary Avalanche Danger



Description:
There is a CONSIDERABLE danger from loose wet avalanches. The danger will increase as the freezing level rises above 2000m. Watch all aspects and look for rollerballing and pinwheeling. Avoid the runouts of avalanche terrain even in low elevation areas.



Current Snowpack Conditions



The great NW storm is over and has left nearly a metre of new snow in the Craigieburn Range in it's wake. Changing winds have redistributed some of the new snow onto multiple different aspects. Warming temperatures and rain will begin to wreak havoc on our powder filled hills starting on Tuesday. The primary danger will be from loose wet avalanches especially in middle elevation terrain, around rocks and steep slopes.

Recent Avalanche Activity



Lots of rollerballing observed on all aspects on Wednesday.

Mountain Weather



Expect mostly cloudy skies and rain showers with heavier falls closer to the divide. The freezing level is forecast to rise above 2500m and the wind will be moderate from the NW at first but rising to gale by evening.



For more information go to: <http://www.metservice.com/mountain/index>