




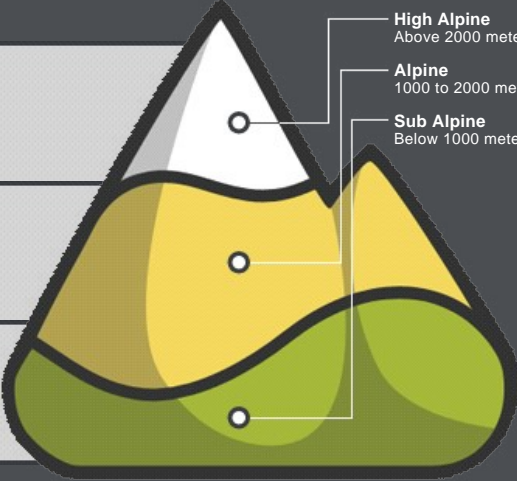
No Rating
 Avalanche forecasting season has ended, will start again next June.



No Rating
 Avalanche forecasting season has ended, will start again next June.



No Rating
 Avalanche forecasting season has ended, will start again next June.

Avalanche Danger Scale

5. Extreme
4. High
3. Considerable
2. Moderate
1. Low
? Unknown



This 'Backcountry Avalanche Advisory' is provided as a public service by the New Zealand Mountain Safety Council, Inc. It is intended as an advisory only.

No rating centre closed



The avalanche forecasting season for the region has now ended and will start up again next June. It is possible for avalanche conditions to exist whenever there is snow on the ground. We advise using caution in steep areas and on slopes lee to prevailing storms for at least a few days following fresh snowfall. Ice axes and crampons will be a must during these times. If temperatures have not been below 0 degrees, then expect some wet slide activity especially through the hottest part of the day. NE – W aspects will usually soften the quickest and the most, so proceed with caution and be prepared to change plan. During significant rain fall spring avalanches may reach valley floor. For further avalanche information please contact the local Department of Conservation office. Enjoy your summer.

Mountain Weather



For more information go to: <http://www.metservice.com/mountain/index>